



# Safety

Our #1 Priority

This is meant for training purposes only. For a complete list of safety standards and guidelines see the WiseCo Safety Manual.

# Safety

---

- We are committed to helping utility providers by providing restorations efforts while using safe, well-planned, timely, and efficient processes.
- Everyone has the right and responsibility to stop or pause an operation immediately if concerned about health or safety hazards.
- When engaged in any restoration activities you should strive to:
  - Maintain constant focus
  - Be aware of hazards caused by storm damages and debris

# ENERGIZED LINES

---

## WALKINGOUT LINES

- Patrolling lines on foot may be required where vehicle access is not possible. It is advisable to access the area before walking a line for the benefit of safety. If unsure, seek the advice of the team lead or field coordinator.

## DOWN LINES

- Remember to treat all lines as if they are energized.
- If you find any line (primary, secondary or service) down which could be energized, contact the Team Lead and Dispatcher to notify them of the situation.
- **The damage assessor must remain at the location to prevent any inadvertent contact with the line until they are relieved, or the line has been verified de-energized.**

## IMMEDIATE ACTION

- If an accessor finds a situation that needs immediate action or contains significant damage, they should contact their team lead and dispatcher.

# Safety PPE: Personal Protection Equipment

What items are Required?

- ✓ Smartphone or tablet or computer and email
- ✓ Hard Hat
- ✓ Reflective Safety Vest
- ✓ Flashlight
- ✓ Safety Glasses
- ✓ Proper Attire
- ✓ Proper Footwear (boots preferably)
- ✓ Identification Name Tag

Not Required but HIGHLY Recommended:

- Amber Safety Light
- 2 Hazard Cones (Mandatory for WDG position)
- Caution Tape (Mandatory for WDG position)
- Personal Voltage Detector



This is meant for training purposes only. For a complete list of safety standards and guidelines see the WiseCo Safety Manual.

# PPE

---

## Minimum PPE

Contractors must wear the required minimum PPE upon exiting a vehicle during storm assessment.

Minimum PPE includes:

- Safety Vest
- Hard hat
- Safety glasses with side shields
- Safety-toed boots

## Safety Vest

Contractors working on the right-of-way for public roads, streets, alleys, parking lots, and highways, exposed to traffic in any way, must wear reflective safety vests in accordance with the following:

- Class II (sleeveless safety vest) is required in areas where work is occurring near vehicles traveling 1-50 mph
- Class III (safety vest with sleeves) is required in areas where work is occurring near vehicles traveling 51 mph or greater

## Personal Voltage Detector

- The personal voltage detector may be worn to provide an extra level of safety by detecting and alerting you to the presence of electrical fields or energized electrical equipment.



Attention!

***ALL WISECO Leads, DEs, Drivers, Wire Down Guards, and Field Coordinators!***

- Personal Protection Equipment (PPE) must be worn and utilized at all times
- You must show up to the work site wearing your PPE
- You are responsible for attaining your own PPE items (this may be a tax deduction)
- PPE should be acquired before arriving on site
- Before taking or working any tickets all individuals should have the appropriate PPE

# Expectations

## SAFETY FIRST

*The safety of our employees, contractors, mutual assistance crews, and the public will always be our top priority*

- **WEAR PERSONAL PROTECTION EQUIPMENT AT ALL TIMES!**
- **DO NOT TOUCH ANY** wires – all lines have potential to become energized
- Use vehicle identification: Door magnet, Amber Light, Cones.
- Always wear Identification Tag
- Don't push past your comfort level
- Could be 16 hour work days – be aware of fatigue
- Don't leave without contacting Team Lead




This is meant for training purposes only. For a complete list of safety standards and guidelines see the WiseCo Safety Manual.



## Expectations Cont...

---

- Make informed decisions
- Be aware of and respect other's things
- Check in with Field Coordinator IMMEDIATELY when you arrive at staging location
- Don't be in a rush! – when you commit to showing up for an event a swift arrival is expected, but safely arriving is of higher importance (if running late or slow notify your field coordinator and/or team lead)
- Don't assume anything



This is meant for training purposes only. For a complete list of safety standards and guidelines see the WiseCo Safety Manual.



# IMMEDIATELY REPORT



1. ANY WIRE DOWN (NOT phone or CATV)
2. ANY DAMAGED/BROKEN poles
3. HAZARDOUS CONDITIONS that pose a threat to the public



Top Priority

# Road Conditions

- Use Extreme caution under hazardous road conditions
- **NO** Situation warrants breaking any traffic laws
- You may be asked to adjust to road conditions by taking additional precautions during heavy rain, snow, ice
- Report delays and estimated arrival time to the FC (Field Coordinator) and/or team lead



This is meant for training purposes only. For a complete list of safety standards and guidelines see the WiseCo Safety Manual.

# BE Alert & Think before you act

- 
- Consider **ALL WIRES HOT!**
  - Never attempt to move or touch ANY objects or wires that may be in contact with electrical poles
  - Keep away from leaning poles and fallen tree limbs.
  - Never step into standing water where wires are down.
  - **Down wires can be where you least expect . . .**
  - BEFORE YOU TAKE ACTION VISUALLY SCAN the area for ANY down wires in contact with the ground or any surface
  - Make sure your vehicle doors do not contact down wires
  - **USE EXTREME CAUTION. MOVE SLOW. THINK FIRST.**

# Safety 101 Review

- ALWAYS WEAR PPE
- **REMEMBER OVERHEAD POWER LINES CAN KILL...**
- Maintain a SAFE distance!
- Never Touch ANYTHING! **DO ABSOLUTELY NOTHING HANDS ON!**
- Watch out for Downed Wires!
- REPORT HAZARDS IMMEDIATELY - barricade hazard until you have been notified of release
- Never assume anything. Contact the Team Lead and/or FC if you have questions or hesitations.

## REMEMBER

YOU are not invincible. We are not trained, licensed, or insured for Emergency Rescue and Repair work.

We are an ASSESSMENT and INITIAL BASIC INSPECTION service company ONLY!

This is meant for training purposes only. For a complete list of safety standards and guidelines see the WiseCo Safety Manual.